

Detect Humidity within an Accuracy of $\pm 3\%$ in a Compact Body. Controller Set Provides Superior Humidity Control and Temperature/Humidity Control.

- Employs high-polymer-resistive Sensor with superior durability.
- Compact and lightweight.



Refer to the *Safety Precautions* page 4.



Ordering Information

Name	Model
Humidity Sensor	ES2-HB-N
Temperature/Humidity Sensor	ES2-THB-N
Humidity Sensor Module (See note.)	ES2-M-N

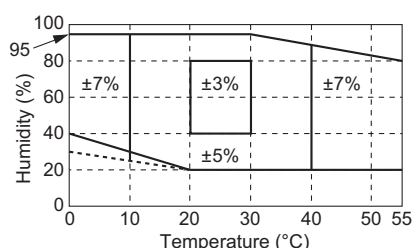
Note: This is a replacement item. One Module is provided with the ES2-HB-N/-THB-N. Always attach the Humidity Sensor Module when using the ES2-HB/-THB. Approximately 5.5 VDC will be output for the humidity output if the Module is not attached or is incompletely attached.

Specifications

Humidity Sensor section	High-polymer resistive
Humidity detection range	20 to 95%
Humidity detection accuracy	$\pm 3\%$ (25°C, 40 to 80%)
Power supply voltage	24 VDC (See note 1.)
Operating voltage range	85% to 110% of power supply voltage
Current consumption	4 mA max.
Humidity output	1 to 5 VDC (for humidity of 0% to 100%) Permissible load impedance: 100 k Ω min. (Use a 1:1 connection when connecting to an E5□C/E5□D/E5□D-H.)
Temperature Sensor Section (See note 2.)	Platinum resistance thermometer
Temperature detection range	0 to 55°C
Temperature output	Pt100: 3 wire (See note 4.)
Class	JIS class B
Communications cable length	5 m
Operating temperature and humidity range (See note 3.)	0 to 55°C, humidity of 95% max.
Storage temperature and humidity range (See note 3.)	-20 to 60°C, humidity of 95% max.
Degree of protection	IP 20
Weight	ES2-HB-N: Approx. 37 g (excluding cables) ES2-THB-N: Approx. 39 g (excluding cables)

- Note:** 1. The maximum ripple voltage of 2% p-p max.
The recommended power supply is the OMRON S8FS-G or S8VS.
2. ES2-THB-N only.
3. Do not use or store the Sensor for an extended period at a humidity of 90% or more. With no icing or condensation.
4. Pt100 (JIS C 1604-1997) is used for the measuring elements. Set *Pt100* for input sensor type of the Temperature Controller.

● Observed Humidity and Measuring Accuracy



Note: The broken line in the low temperature and low humidity area shows actual value.

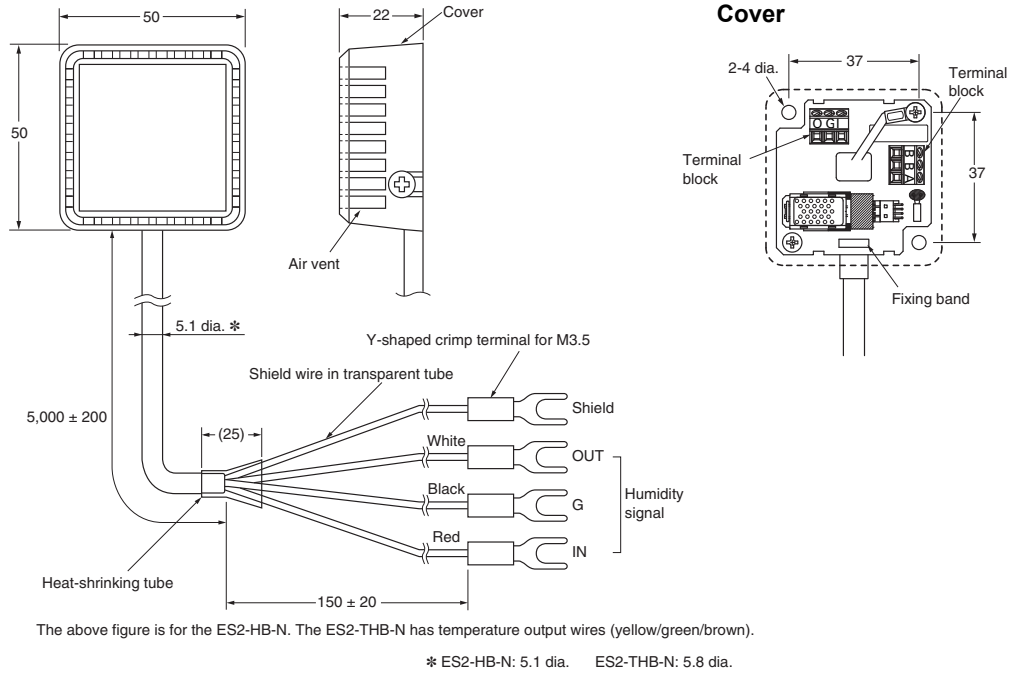
Humidity output: DC 1–5 V corresponding to a relative humidity range of 0–100%.

Dimensions

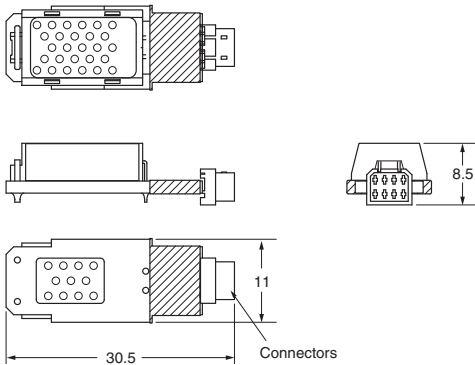
Note: All units are in millimeters unless otherwise indicated.

ES2-HB-N Humidity Sensor

ES2-THB-N Temperature/Humidity Sensor



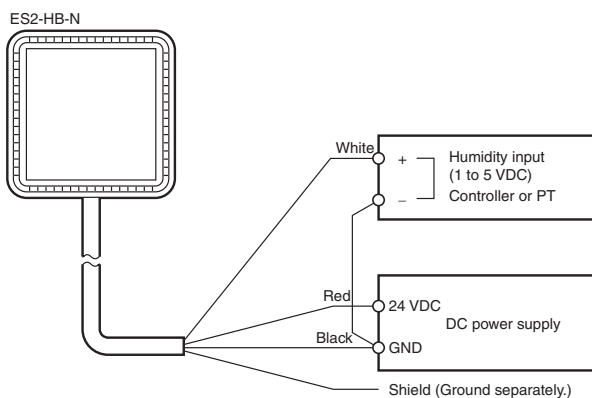
ES2-M-N Humidity Sensor Module



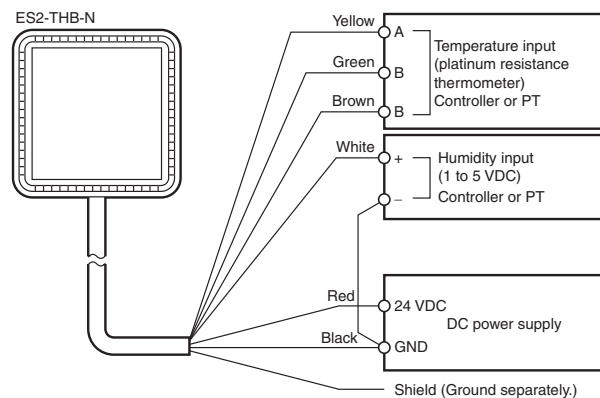
Note: Firmly insert the connector all the way in when mounting the ES2-M-N to the Sensor.

Connection Examples

ES2-HB-N Humidity Sensor



ES2-THB-N Temperature/Humidity Sensor

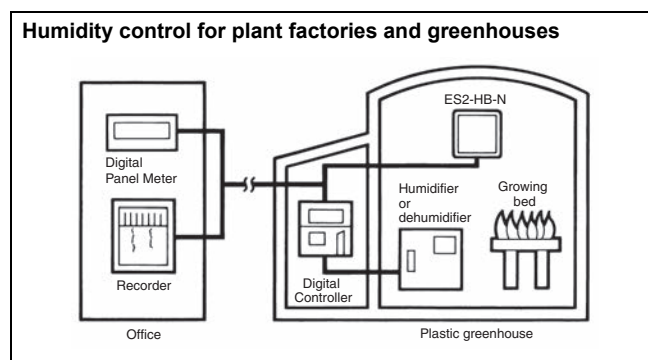
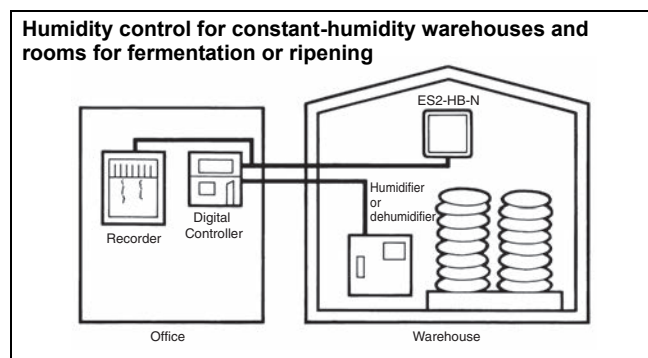
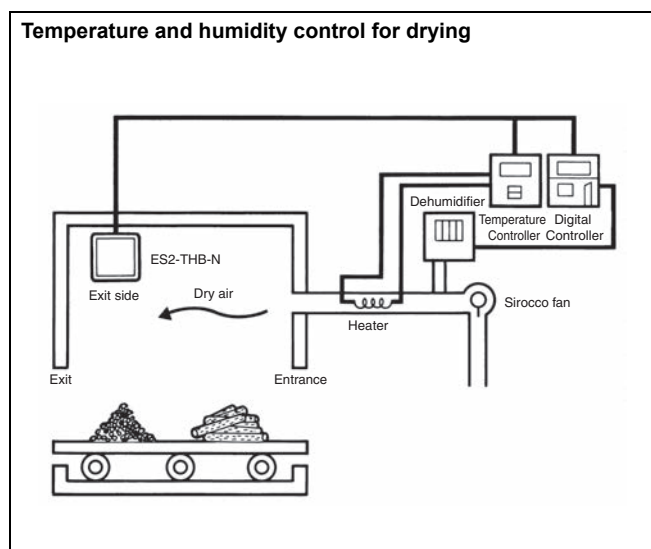
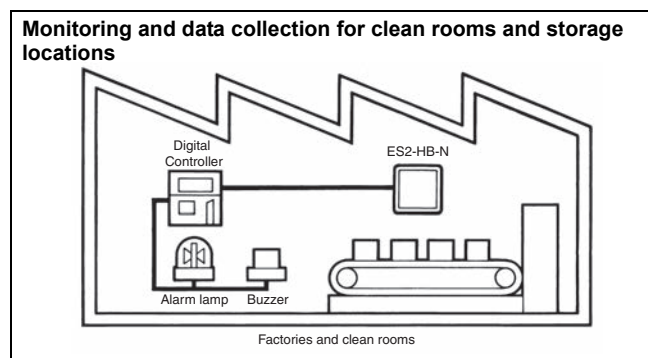
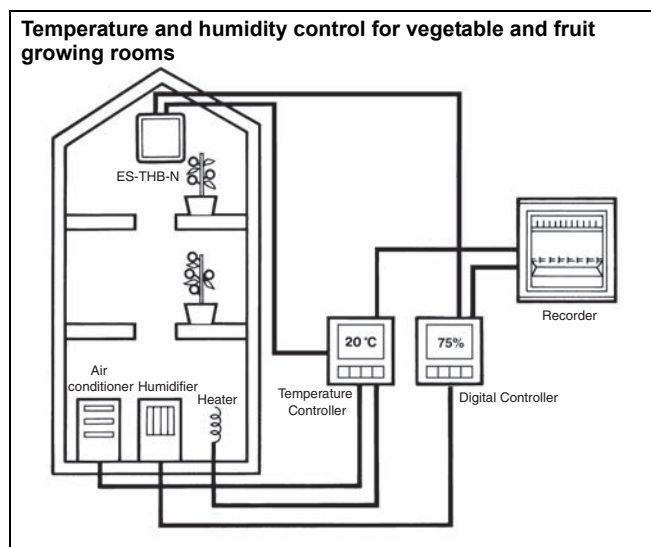


Cable Conditions

Item	Model	ES2-HB-N	ES2-THB-N
Diameter		AWG22	AWG24
Number of conductors		3	6
Shield		Braided	Braided
Maximum conductive resistance (20°C)		60 Ω/km max.	92 Ω/km max.
Finished outer cable diameter		5.1 mm	5.8 mm

Note: Provide a separate cable according to the details listed at the left if the length of the supplied cable is insufficient. The cable can be extended to a maximum of 50 m. For details on the method of handling the shield, refer to *Processing Cable Ends* in the operation manual packaged with the humidity sensor or temperature/humidity sensor.


Application Examples







Safety Precautions

Be sure to read the precautions for all models in the website at: <http://www.ia.omron.com/>.

Key to Warning Symbols

	CAUTION	Indicates a potentially hazardous situation which, if not avoided, is likely to result in minor or moderate injury or property damage.
Precautions for Safe Use		Supplementary comments on what to do or avoid doing, to use the product safely.

Meaning of Product Safety Symbols

	Used to warn of the risk of electric shock under specific conditions.
	Indicates the instructions of unspecified prohibited action.
	Used to indicate prohibition when there is a risk of minor injury from electrical shock or other source if the product is disassembled.
	Used for general mandatory action precautions for which there is no specified symbol.

Caution

Minor injuries may occasionally occur due to electric shock.

Do not touch terminals while power is being supplied.
Do not open covers when power is being supplied.



Electric shock, fire, or device damage may occasionally occur.

Make sure dirt such as metals, lead wires, chips during the installation work, etc. or moisture does not enter inside the product.



Electric shock, fire, or device damage may occasionally occur.

Do not perform disassembly, modification, or repair work.



Loosening of screws may cause fire.

Make sure the crimp terminal conforms to the screw size of the connection-destination terminal block, and tighten the screws properly to the appropriate torque. Tighten the terminal screws of the internal terminal block properly to the appropriate torque.



Precautions for Safe Use

Follow the points described below to prevent defective operation or malfunctioning of the product, and also to avoid an ill effect on the characteristics and functions.

- This product is for internal use only. Do not use or store it in the following environments:
 - Locations that are out of the rated temperature and humidity range
 - Locations where the humidity is constantly 90% or more
 - Locations exposed to water or oil
 - Locations subject to direct sunlight
 - Locations with severe temperature variations
 - Near devices that generate heat
 - Locations subject to hot air or cold air
 - Near hot water or cold water
 - Locations where there could be freezing or condensation
 - Locations with a large impact of vibrations and shock
 - Locations with presence of dust
 - Locations with presence of salt content
 - In inorganic gas environments, such as sulfur dioxide, chlorine, and ammonia
 - In organic gas environments such as alcohols, carbons, glycols, ketones, aldehydes, etc.
- Follow the points described below when performing work by removing the cover of the main unit, such as during installation of the main unit, installation or replacement of the humidity sensor module, change of cable outlet, or cable extension.
 - Do not touch electronic parts with hands, or apply shock or unnecessary force.
 - When fixing the board on the metallic frame, be sure to pass the side where the shield terminal is present through the shield terminal, and tighten the screws on both locations with the stipulated torque (0.49 to 0.59 N·m). For details on the method of handling the shield, refer to *About Drawing Out the Cable from the Rear Panel* in the operation manual packaged with the humidity sensor or temperature/humidity sensor.
 - Do not touch the notch for fastening the cover as it may cause an injury.
 - Do not touch the flaps of the metallic frame after removing the board from the metallic frame as it may cause injury.
- Use the product within the rated voltage and current.
- Be sure to install the main unit in the specified direction. For details on the method of handling the shield, refer to *Mounting Method* in the operation manual packaged with the humidity sensor or temperature/humidity sensor.
- When turning on the power supply, set the warm-up time as three seconds or more.
- Ensure sufficient space around the main unit case so that the air vent is not covered.
- Wire the terminals correctly after confirming the signal name and polarity.
- Maintain the load impedance of output at the rated value.
- If there is any problem in the operation, cut off the power supply and stop the use of the product
- To prevent induction noise, separate the unit from high-voltage and large-current power lines. Also avoid connecting the unit in a parallel wiring connection or same wiring connection as the power line.
- Install a surge absorber or noise filter in peripheral devices that generate noise (particularly, devices having inductance components such as motors, transformers, solenoids, magnetic coils, etc.).
- Install the product as far as possible from strong frequencies and serge-generating devices.
- Do not connect anything to a crimp terminal that is not in use.

Terms and Conditions Agreement

Read and understand this catalog.

Please read and understand this catalog before purchasing the products. Please consult your OMRON representative if you have any questions or comments.

Warranties.

- (a) Exclusive Warranty. Omron's exclusive warranty is that the Products will be free from defects in materials and workmanship for a period of twelve months from the date of sale by Omron (or such other period expressed in writing by Omron). Omron disclaims all other warranties, express or implied.
- (b) Limitations. OMRON MAKES NO WARRANTY OR REPRESENTATION, EXPRESS OR IMPLIED, ABOUT NON-INFRINGEMENT, MERCHANTABILITY OR FITNESS FOR A PARTICULAR PURPOSE OF THE PRODUCTS. BUYER ACKNOWLEDGES THAT IT ALONE HAS DETERMINED THAT THE PRODUCTS WILL SUITABLY MEET THE REQUIREMENTS OF THEIR INTENDED USE.

Omron further disclaims all warranties and responsibility of any type for claims or expenses based on infringement by the Products or otherwise of any intellectual property right. (c) Buyer Remedy. Omron's sole obligation hereunder shall be, at Omron's election, to (i) replace (in the form originally shipped with Buyer responsible for labor charges for removal or replacement thereof) the non-complying Product, (ii) repair the non-complying Product, or (iii) repay or credit Buyer an amount equal to the purchase price of the non-complying Product; provided that in no event shall Omron be responsible for warranty, repair, indemnity or any other claims or expenses regarding the Products unless Omron's analysis confirms that the Products were properly handled, stored, installed and maintained and not subject to contamination, abuse, misuse or inappropriate modification. Return of any Products by Buyer must be approved in writing by Omron before shipment. Omron Companies shall not be liable for the suitability or unsuitability or the results from the use of Products in combination with any electrical or electronic components, circuits, system assemblies or any other materials or substances or environments. Any advice, recommendations or information given orally or in writing, are not to be construed as an amendment or addition to the above warranty.

See <http://www.omron.com/global/> or contact your Omron representative for published information.

Limitation on Liability; Etc.

OMRON COMPANIES SHALL NOT BE LIABLE FOR SPECIAL, INDIRECT, INCIDENTAL, OR CONSEQUENTIAL DAMAGES, LOSS OF PROFITS OR PRODUCTION OR COMMERCIAL LOSS IN ANY WAY CONNECTED WITH THE PRODUCTS, WHETHER SUCH CLAIM IS BASED IN CONTRACT, WARRANTY, NEGLIGENCE OR STRICT LIABILITY.

Further, in no event shall liability of Omron Companies exceed the individual price of the Product on which liability is asserted.

Suitability of Use.

Omron Companies shall not be responsible for conformity with any standards, codes or regulations which apply to the combination of the Product in the Buyer's application or use of the Product. At Buyer's request, Omron will provide applicable third party certification documents identifying ratings and limitations of use which apply to the Product. This information by itself is not sufficient for a complete determination of the suitability of the Product in combination with the end product, machine, system, or other application or use. Buyer shall be solely responsible for determining appropriateness of the particular Product with respect to Buyer's application, product or system. Buyer shall take application responsibility in all cases.

NEVER USE THE PRODUCT FOR AN APPLICATION INVOLVING SERIOUS RISK TO LIFE OR PROPERTY OR IN LARGE QUANTITIES WITHOUT ENSURING THAT THE SYSTEM AS A WHOLE HAS BEEN DESIGNED TO ADDRESS THE RISKS, AND THAT THE OMRON PRODUCT(S) IS PROPERLY RATED AND INSTALLED FOR THE INTENDED USE WITHIN THE OVERALL EQUIPMENT OR SYSTEM.

Programmable Products.

Omron Companies shall not be responsible for the user's programming of a programmable Product, or any consequence thereof.

Performance Data.

Data presented in Omron Company websites, catalogs and other materials is provided as a guide for the user in determining suitability and does not constitute a warranty. It may represent the result of Omron's test conditions, and the user must correlate it to actual application requirements. Actual performance is subject to the Omron's Warranty and Limitations of Liability.

Change in Specifications.

Product specifications and accessories may be changed at any time based on improvements and other reasons. It is our practice to change part numbers when published ratings or features are changed, or when significant construction changes are made. However, some specifications of the Product may be changed without any notice. When in doubt, special part numbers may be assigned to fix or establish key specifications for your application. Please consult with your Omron's representative at any time to confirm actual specifications of purchased Product.

Errors and Omissions.

Information presented by Omron Companies has been checked and is believed to be accurate; however, no responsibility is assumed for clerical, typographical or proofreading errors or omissions.

Note: Do not use this document to operate the Unit.

OMRON Corporation Industrial Automation Company

Kyoto, JAPAN

Contact : www.ia.omron.com

Regional Headquarters

OMRON EUROPE B.V.

Wegalaan 67-69, 2132 JD Hoofddorp
The Netherlands
Tel: (31) 2356-81-300 Fax: (31) 2356-81-388

OMRON ASIA PACIFIC PTE. LTD.

438B Alexandra Road, #08-01/02 Alexandra
Technopark, Singapore 119968
Tel: (65) 6835-3011 Fax: (65) 6835-3011

OMRON ELECTRONICS LLC

2895 Greenspoint Parkway, Suite 200
Hoffman Estates, IL 60169 U.S.A.
Tel: (1) 847-843-7900 Fax: (1) 847-843-7787

OMRON (CHINA) CO., LTD.

Room 2211, Bank of China Tower,
200 Yin Cheng Zhong Road,
PuDong New Area, Shanghai, 200120, China
Tel: (86) 21-6023-0333 Fax: (86) 21-5037-2388

Authorized Distributor:

©OMRON Corporation 2018-2026 All Rights Reserved.
In the interest of product improvement,
specifications are subject to change without notice.

CSM_3_1

Cat. No. H230-E1-02 0226 (0318)