

Works great, looks great.

Our NY industrial Panel PC enables operator and maintenance engineer to operate and interact more effectively with the machine, using powerful, tough and future-proof PC technology for visualization, data-handling, measuring and controlling. Omron engineers used the latest insights in design simplification to cut faults caused by complexity, while optimizing operator efficiency, maximizing uptime and reducing costs.



Features

- No internal cables in the PC part eliminates faults, maximizes uptime
- Unique simplified thermal design cuts downtime
- Powerful Intel® Core™ technology for optimum performance
- Industrial CPU's with long availability
- 12.1, 15.4 and 18.5 inch industrial display
- Multi-touch projected capacitive touchscreen
- False touch detection (palm, water)
- Operator can wear gloves *

* When using gloves, ensure to use gloves that are functional with this touchscreen.

Windows is a registered trademark of Microsoft Corporation in the United States and other countries.

The SD and SDHC logos are trademarks of SD-3C, LLC.

Intel, Celeron and Intel Core are trademarks or registered trademarks of Intel Corporation or its subsidiaries in the United States and other countries.

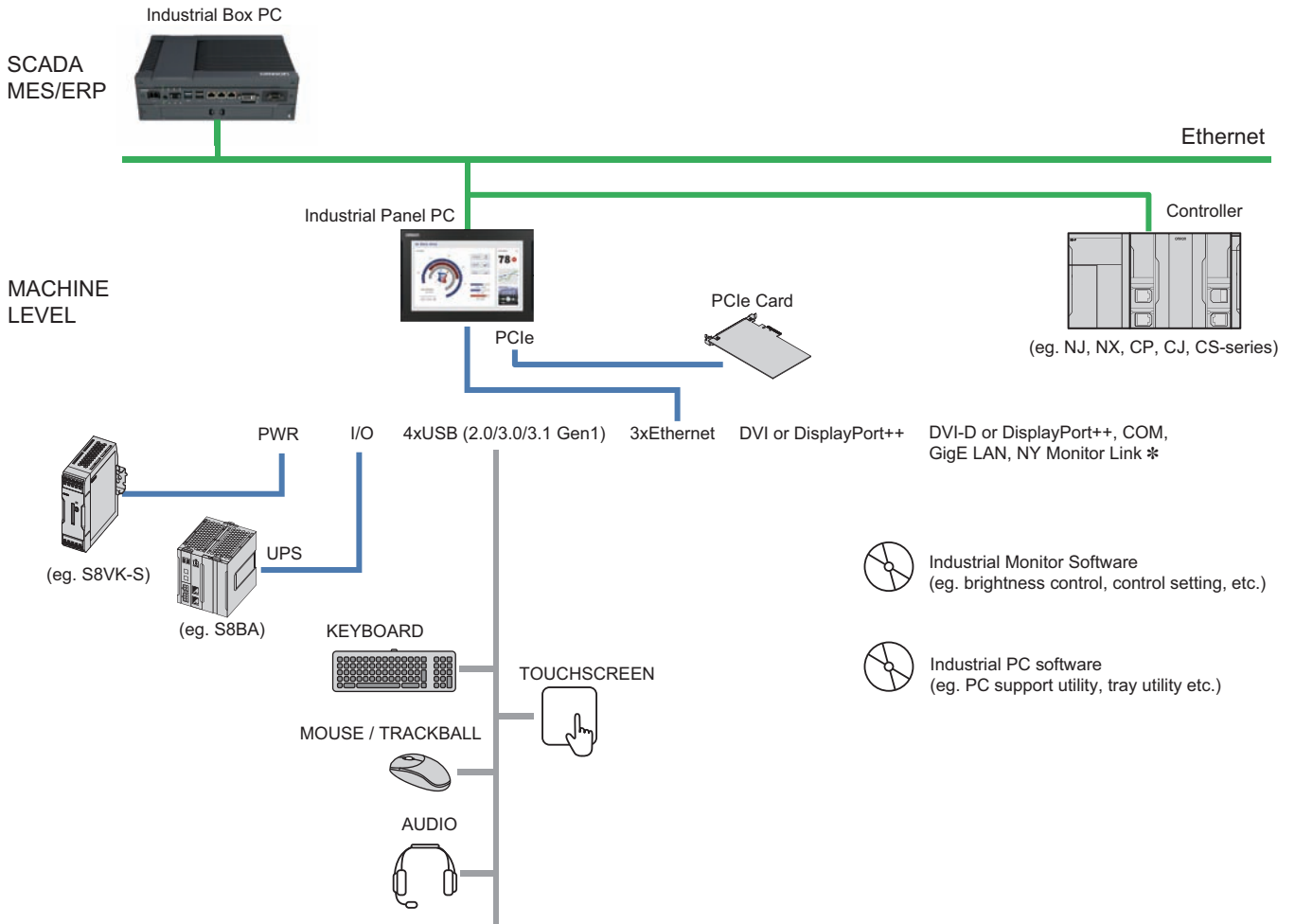
CFAST is a registered trademark of CompactFlash Association.

DisplayPort and VESA are trademarks owned by the Video Electronics Standards Association (VESA®) in the United States and other countries.

Other company names and product names in this document are the trademarks or registered trademarks of their respective companies.

The product photographs and figures that are used in this document may vary somewhat from the actual products.

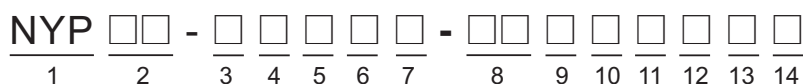
System Configuration



* NY Monitor Link option: Connect monitor up to 100 m via Ethernet cable.

Model Number Structure

The purpose of this model number legend is to provide understanding of the meaning of specifications from the model number. Models are not available for all combinations of code numbers.



Item	Description	Option / Description
1	Series name	NYP: NY- series Industrial Panel PC
2	Processor	27: Intel® Core™ i7-7820EQ 7th generation CPU with fan unit for active cooling 37: Intel® Core™ i7-1185GRE 11th generation CPU with Fan Unit for active cooling 35: Intel® Core™ i5-7300U 7th generation CPU with fanless cooling 55: Intel® Core™ i5-1145GRE 11th generation CPU with Fan Unit for active cooling 65: Intel® Core™ i5-1145GRE 11th generation CPU with fanless cooling 13: Intel® Core™ i3-1115GRE 11th generation CPU with fanless cooling 2C: Intel® Celeron® 3965U 7th generation CPU with fanless cooling 2A: Intel® Atom® x5-E3940 with fanless cooling 3A: Intel® Atom® x6425RE with fanless cooling
3	Main memory	1: 2 GB, non-ECC 2: 4 GB, non-ECC 3: 8 GB, non-ECC 4: 16 GB, non-ECC 5: 32 GB, non-ECC 6: 64 GB, non-ECC C: 8 GB, ECC D: 16 GB, ECC
4	Expansion slots	0: No PCIe slot 1: 1 PCIe slot
5	Operating system	0: No operating system 3: Windows 10 IoT Enterprise 2016 LTSC - 64 bit 4: Windows 10 IoT Enterprise 2019 LTSC - 64bit 5: Windows 10 IoT Enterprise 2021 LTSC - 64 bit 6: Windows 11 IoT Enterprise 2024 LTSC - 64 bit F: Windows 10 IoT Enterprise 2019 LTSC - 64 bit + FH software N: Windows 10 IoT Enterprise 2021 LTSC - 64 bit with Soft-NA
6	Storage	0: No disk 1: 128 GB, CFast 3DTLC 2: 256 GB, CFast 3DTLC 3: 512 GB, CFast 3DTLC 5: 64 GB, CFast MLC 6: 128 GB, CFast MLC 7: 256 GB, CFast MLC 9: 64 GB, SSD SLC F: 128 GB, SSD 3DTLC G: 256 GB, SSD 3DTLC H: 512 GB, SSD 3DTLC K: 128 GB, SSD MLC L: 256 GB, SSD MLC M: 500 GB, SSD MLC P: 1 TB, SSD 3DTLC
7	Optional interface	0: No optional interface 1: RS-232C 2: DVI-D 4: DisplayPort++ 6: NY Monitor Link 9: GigE LAN
8	Display size (diagonal)	12: 12.1 inch model, 1280 x 800 pixels, 24 bit full color 15: 15.4 inch model, 1280 x 800 pixels, 24 bit full color 19: 18.5 inch model, 1,920 x 1,080 pixels, 24 bit full color
9	Display ratio	W: Wide
10	Touchscreen	C: Projected Capacitive Touch type
11	Frame type	1: Panel mounted
12	Material/finish	0: Aluminum, black paint 1: Aluminum, Nickel plating (Does not apply to models with Windows 11 OS. 18.5-inch only.)
13	Built-in options	0: None
14	Logo	0: OMRON

Ordering Information

NY-series Industrial PC Platform

Recommended models

The industrial Panel PC has extended configuration possibilities to meet your requirements, below an overview of the most used and recommended models. Selecting one of the models below will bring the benefit of faster delivery times.

In case your preferred model is not listed below, please contact your Omron representative to discuss the possibilities.

Product name	Specifications						Model
	Display size	Operating system	CPU type	RAM memory (non-ECC type)	Storage size	Interface option/ PCIe	
Industrial Panel PC	12.1 inch	Windows 11 IoT Enterprise 2024 LTSC - 64 bit	Intel® Core™ i5-1145GRE (fanless cooling)	16 GB	256 GB, CFast 3DTLC	None	NYP65-40620-12WC1000
				8 GB	128 GB, CFast 3DTLC	NY Monitor Link	NYP65-30616-12WC1000
			Intel® Core™ i3-1115GRE	16 GB	256 GB, CFast 3DTLC	None	NYP13-40620-12WC1000
				8 GB	128 GB, CFast 3DTLC	NY Monitor Link	NYP13-30616-12WC1000
			Intel® Atom® x5-E3940 Processor	16 GB	256 GB, CFast 3DTLC	NY Monitor Link	NYP3A-40626-12WC1000
				8 GB	128 GB, CFast 3DTLC	NY Monitor Link	NYP3A-30616-12WC1000
	15.4 inch	Windows 11 IoT Enterprise 2024 LTSC - 64 bit	Intel® Core™ i5-1145GRE (fanless cooling)	16 GB	256 GB, CFast 3DTLC	NY Monitor Link	NYP65-40626-15WC1000
				8 GB	128 GB, CFast 3DTLC	None	NYP65-30610-15WC1000
			Intel® Core™ i3-1115GRE	16 GB	256 GB, CFast 3DTLC	NY Monitor Link	NYP13-40626-15WC1000
				8 GB	128 GB, CFast 3DTLC	None	NYP13-30610-15WC1000
			Intel® Atom® x5-E3940 Processor	16 GB	256 GB, CFast 3DTLC	NY Monitor Link	NYP3A-40626-15WC1000
				8 GB	128 GB, CFast 3DTLC	None	NYP3A-30610-15WC1000
	18.5 inch	Windows 11 IoT Enterprise 2024 LTSC - 64 bit	Intel® Core™ i7-1185GRE	64 GB	256 GB, CFast 3DTLC	None	NYP37-60620-19WC1000
				16 GB	128 GB, CFast 3DTLC	None	NYP37-40610-19WC1000
			Intel® Core™ i5-1145GRE (fanless cooling)	16 GB	256 GB, CFast 3DTLC	NY Monitor Link	NYP65-40626-19WC1000
				8 GB	128 GB, CFast 3DTLC	None	NYP65-30610-19WC1000
			Intel® Core™ i3-1115GRE	16 GB	256 GB, CFast 3DTLC	NY Monitor Link	NYP13-40626-19WC1000
				8 GB	128 GB, CFast 3DTLC	None	NYP13-30610-19WC1000

Accessories

Optional Hardware

Product name	Specifications	Model
Mounting Brackets #1	VESA mount	NY000-AB06
	VESA mount	NY000-AB07
	VESA mount	NY000-AB08
	VESA mount	NY000-AB09
	VESA mount	NY000-AB10
	VESA mount	NY000-AB11
	VESA mount handle	NY000-AB12
SD Memory Cards	Card type: SD Card Capacity: 2 GB Format: FAT16	HMC-SD292
	Card type: SDHC Card Capacity: 4 GB Format: FAT32	HMC-SD492
	Card type: SDHC Card Capacity: 16 GB Format: FAT32	HMC-SD1A2
USB Flash Drives	Capacity: 2 GB	FZ-MEM2G
	Capacity: 16 GB	FZ-MEM16G
Storage Devices	Storage type: SSD SLC Capacity: 32 GB	NY000-AS00
	Storage type: SSD SLC (Apacer) Capacity: 64 GB	NY000-AS01
	Storage type: SSD SLC (Hagiwara) Capacity: 64 GB	NY000-AS03
	Storage type: SSD MLC (Innodisk) Capacity: 128 GB	NY000-AS04
	Storage type: SSD MLC Capacity: 500 GB	NY000-AS05
	Storage type: SSD 3DTLC Capacity: 1 TB	NY000-AS07
	Storage type: SSD MLC (Innodisk) Capacity: 256 GB	NY000-AS08
	Storage type: SSD 3DTLC (Acon) Capacity: 128 GB	NY000-AS09
	Storage type: SSD 3DTLC (Acon) Capacity: 256 GB	NY000-AS10
	Storage type: SSD 3DTLC (Acon) Capacity: 512 GB	NY000-AS11
	Storage type: SSD 3DTLC (Acon) Capacity: 1 TB	NY000-AS12
	Storage type: SSD 3DTLC (Acon) Capacity: 2 TB	NY000-AS13
	Storage type: CFast MLC Capacity: 64 GB	NY000-AT00
	Storage type: CFast MLC Capacity: 128 GB	NY000-AT01
	Storage type: CFast MLC Capacity: 256 GB	NY000-AT02
	Storage type: CFast 3DTLC (Acon) Capacity: 128 GB	NY000-AT05
	Storage type: CFast 3DTLC (Acon) Capacity: 256 GB	NY000-AT06
	Storage type: CFast 3DTLC (Acon) Capacity: 512 GB	NY000-AT07
	DVI Cables	Cable length: 2 m Supports DVI-D Minimum bend radius: 36 mm
Cable length: 5 m Supports DVI-D Minimum bend radius: 36 mm		NY000-AC00 5M-V1
Power Supply	<ul style="list-style-type: none"> Output voltage: 24 VDC Push-In Plus terminal blocks 	S8VK-G□□□24
	<ul style="list-style-type: none"> Output voltage: 24 VDC EtherNet/IP, Modbus TCP-Compatible 	S8VK-X□□□24A-EIP
	<ul style="list-style-type: none"> Output voltage: 24 VDC Compact 	S8VK-S□□□24
	<ul style="list-style-type: none"> Output voltage: 24 VDC Three-phase 200-V Power Supplies 	S8VK-WA□□□24

Item	Specifications
Industrial Monitor Brightness Utility	The Industrial Monitor Brightness Utility is a small software utility that allows you to control the brightness of the screen backlight of all connected Industrial Monitors. It is pre-installed on the Industrial Box PC and the Industrial Panel PC.
Industrial Monitor API	The Industrial Monitor API allows programmers to create applications that can control the hardware features and retrieve information from connected Industrial Monitors. It is pre-installed on the Industrial Box PC and the Industrial Panel PC.
Industrial PC Rescue Disk Creator	The Industrial PC Rescue Disk Creator creates a USB Rescue Disk which can be used to back-up and restore the Omron IPC Operating System. It is pre-installed on the Industrial Box PC and the Industrial Panel PC.

Soft-NA

Product name	Specifications	Number of licenses	Media	Model
Soft-NA	The Soft-NA is software that displays information on FA manufacturing sites while providing safety, reliability, and maintainability as an industrial display on which operations can be performed as necessary.	- (Media only)	DVD	NA-RTSM
		1 license	USB dongle	NA-RTL01
		3 licenses		NA-RTL03
		10 licenses		NA-RTL10

System Requirements

Item	Requirement
OS	Windows 10 Pro Version 1903 or later 64 bit Windows 11 Pro Version 24H2 or later
Processor	Intel Atom® x5-E3940 equivalent or higher processor *1 Intel Celeron® N4000 equivalent or higher processor *1
RAM	4 GB or more
Free space in the hard drive necessary for installation	1 GB or more
Optical disk drive	DVD-ROM drive *2
Communication port	USB
	LAN
	USB2.0 Type-A x 2 *3
	Ethernet x 2 *3

*1. ARM-based processors are not supported.

*2. It is required when installing using NA-RTSM.

*3. Since one port is for project transfer, it is not required unless the corresponding path is used.

Note: Refer to NA-series catalog (Cat. No. V413) for the system configuration of Soft-NA.

General Specifications

Performance Specifications

Item			NYP65- □1□□□	NYP13- □1□□□	NYP37- □0□□□	NYP55- □0□□□	NYP65- □0□□□	NYP13- □0□□□	NYP3A- □0□□□		
Main system	CPU	CPU type	Intel® Core™ i5-1145GRE	Intel® Core™ i3-1115GRE	Intel® Core™ i7-1185GRE	Intel® Core™ i5-1145GRE	Intel® Core™ i5-1145GRE	Intel® Core™ i3-1115GRE	Intel Atom® x6425RE		
		Cores / Threads	4 / 8	2 / 4	4 / 8	4 / 8	4 / 8	2 / 4	4 / 4		
		CPU base frequency	1.5 GHz	2.2 GHz	1.8 GHz	2.6 GHz	1.5 GHz	2.2 GHz	1.9 GHz		
		Maximum turbo frequency	4.1 GHz	3.9 GHz	4.4 GHz	4.1 GHz	4.1 GHz	3.9 GHz	–		
		Cache	8 MB	6 MB	12 MB	8 MB	8 MB	6 MB	1.5 MB		
		Cooling details	Passive cooling (fanless)		Active cooling (fan)		Passive cooling (fanless)				
		Intel CPU category	Industrial (100% operation minimal 10yr)								
	Memory	Memory size *1	8, 16, 32, 64 GB							4, 8, 16, 32 GB	
		Memory type	DDR4								
		Package Memory Format	SO-DIMM								
		Serial Presence Detect (SPD)	Speed grade	3200 MT/s							CAS latency
	Trusted platform module (TPM)		Available								
	Graphics controller			Intel® Iris® Xe Graphics. Up to four independent screens.	Intel® UHD Graphics. Up to four independent screens.	Intel® Iris® Xe Graphics. Up to four independent screens.	Intel® Iris® Xe Graphics. Up to four independent screens.	Intel® Iris® Xe Graphics. Up to four independent screens.	Intel® UHD Graphics. Up to four independent screens.	Intel® UHD Graphics. Up to four independent screens.	
				Intel® Iris® Xe Graphics (80 EU)	Intel® UHD Graphics (48 EU)	Intel® Iris® Xe Graphics (96 EU)	Intel® Iris® Xe Graphics (80 EU)	Intel® Iris® Xe Graphics (80 EU)	Intel® UHD Graphics (48 EU)	Intel® UHD Graphics (32 EU)	
	Watchdog		Yes								
Operating system	Windows OS		Windows 10 IoT Enterprise 2021 LTSC - 64 bit Windows 11 IoT Enterprise 2024 LTSC - 64 bit								
Storage devices	Drives *1	Solid State Drive	3DTLC type		128 GB, 256 GB, 512 GB, 1 TB		128 GB, 256 GB, 512 GB				
	Drive bays (HDD/SSD) *2		2		CFast slot						
	Hardware-RAID support		N/A								
Connectors	Power connector		24 VDC								
	I/O connector		2 inputs and 1 output								
	USB2.0 Type-A	Number of ports		–							
		Maximum current		–							
		Maximum cable length		–							
	USB3.0 Type-A	Number of ports		4							
		Maximum current		900 mA							
		Maximum cable length		3 m							
	Ethernet connectors	Number of ports		3							
		Physical layer		10BASE-T, 100BASE-TX, 1000BASE-T or 2500BASE-T							
		Maximum transmission distance between Ethernet switch and node		100 m							
	DVI-I connector	Video interface		–							
Resolution		–									
Maximum cable length		–									
DisplayPort ++	Resolution		Up to 4,096 x 2,304 at 60 Hz								
	Maximum cable length		3 m								

Item		NYP65- □1□□□	NYP13- □1□□□	NYP37- □0□□□	NYP55- □0□□□	NYP65- □0□□□	NYP13- □0□□□	NYP3A- □0□□□	
Optional connector (select one per system)	RS-232C	Standard SUBD9 connector (Non-Isolated)							
	DVI-D	Video interface	-						
		Resolution	-						
		Maximum cable length	-						
	NY Monitor Link	Video interface	Digital only						
		Resolution	1,280 x 800 pixels at 60 Hz						
		Connector type	RJ45						
		Cable shielding, type and max. length	S/FTP, Cat.6A, 100m						
	GigE LAN	Physical layer	10BASE-T, 100BASE-TX or 1000BASE-T						
	DisplayPort ++	Resolution	Up to 4,096 x 2,304 at 60 Hz						
Maximum cable length		3 m							
PCIe Card Slot	Configuration	X4 (4 lanes) up to Gen 3	N/A						
	Card height	Standard height cards, 4.20 inches (106.7 mm) *3	N/A						
	Card length	Half length cards, 6.6 inches (167.65 mm)	N/A						
Battery	Model	CJ1W-BAT01							
	Service life	5 years at 25°C							
Fan unit	Model	-							
	Service life	-							
LED		PWR, ERR, HDD, RUN							

*1. Not all combinations are possible or standard available. Please contact your Omron representative to discuss the possibilities.

*2. Depending on the model one or two drives are supported.

*3. Low profile cards, 2.536 inches (64.4 mm) are not supported.

Item			NYP35-□1□□□	NYP2C-□1□□□	NYP27-□0□□□	NYP35-□0□□□	NYP2C-□0□□□	NYP2A-□0□□□
Main system	CPU	CPU type	Intel® Core™ i5-7300U	Intel® Celeron® 3965U	Intel® Core™ i7-7820EQ	Intel® Core™ i5-7300U	Intel® Celeron® 3965U	Intel® Atom® x5-E3940
		Cores / Threads	2 / 4	2 / 2	4 / 8	2 / 4	2 / 2	4 / 4
		CPU base frequency	2.6 GHz	2.2 GHz	3.0 GHz	2.6 GHz	2.2 GHz	1.6 GHz
		Maximum turbo frequency	3.5 GHz	–	3.7 GHz	3.5 GHz	–	1.8 GHz
		Cache	3 MB	2 MB	8 MB	3 MB	2 MB	2 MB
		Cooling details	Passive cooling (fanless)		Requires active cooling (fan)	Passive cooling (fanless)		
		Intel CPU category	Industrial (100% operation minimal 10yr)					
	Memory	Memory size *1	4 or 8 GB	4 or 8 GB	8, 16 or 32 GB	8 or 16 GB	4 or 8 GB	2, 4 or 8 GB
		Memory type	DDR4 (non ECC)					
	Trusted platform module (TPM)		Available					
Graphics controller		Intel® HD Graphics. Up to two independent screens.						
		Intel® HD Graphics 620	Intel® HD Graphics 610	Intel® HD Graphics 630	Intel® HD Graphics 620	Intel® HD Graphics 610	Intel® HD Graphics 500	
Watchdog		Yes						
Operating system	Windows OS	Windows 10 IoT Enterprise 2016 LTSC - 64 bit Windows 10 IoT Enterprise 2019 LTSC - 64 bit Windows 10 IoT Enterprise 2021 LTSC - 64 bit		Windows 10 IoT Enterprise 2019 LTSC - 64 bit Windows 10 IoT Enterprise 2021 LTSC - 64 bit	Windows 10 IoT Enterprise 2016 LTSC - 64 bit Windows 10 IoT Enterprise 2019 LTSC - 64 bit Windows 10 IoT Enterprise 2021 LTSC - 64 bit	Windows 10 IoT Enterprise 2019 LTSC - 64 bit Windows 10 IoT Enterprise 2021 LTSC - 64 bit		
Storage devices	Drives *1	Solid State Drive	SLC type	• 64 GB		N/A		
			MLC type	• 128 GB		• 64 GB, 128 GB, 256 GB		
			3DTLC type	• 128 GB, 256GB, 512 GB, 1 TB		• 128 GB, 256 GB		
Drive bays (HDD/SSD) *2		2	2	CFast slot	CFast slot	CFast slot	CFast slot	
Connectors	Power connector		24 VDC					
	I/O connector		2 inputs (Power ON/OFF Input and UPS Mode Input) and 1 output (Power Status Output)					
	USB2.0 Type-A	Number of ports	2					
		Maximum current	500 mA					
		Maximum cable length	5 m					
	USB3.0 Type-A	Number of ports	2					
		Maximum current	900 mA					
		Maximum cable length	3 m					
	Ethernet connectors	Number of ports	3					
		Physical layer	10BASE-T, 100BASE-TX or 1000BASE-T					
DVI-I connector	Video interface	Digital only						
	Resolution	Up to 1,920 x 1,200 pixels at 60 Hz						
	Maximum DVI cable length	Dependent upon connected monitor type and resolution						
DisplayPort ++	Resolution	N/A						
	Maximum cable length	N/A						
Optional connector (select one per system)	RS-232C		Standard DSUB9 connector (Non-Isolated)		N/A			
	DVI-D	Video interface	Digital only		N/A			
		Resolution	Up to 1,920 x 1,200 pixels at 60 Hz		N/A			
		Maximum DVI cable length	Dependent upon connected monitor type and resolution		N/A			
	NY Monitor Link	Video interface	Digital only					
		Connector type	RJ45					
		Cable shielding, type and max. length	S/FTP, Cat.6A, 100 m					
		USB data throughput	280 Mbps max.					
	GigE LAN	Physical layer	N/A					
	DisplayPort ++	Resolution	N/A					
Maximum cable length		N/A						

Item		NYP35-□1□□□	NYP2C-□1□□□	NYP27-□0□□□	NYP35-□0□□□	NYP2C-□0□□□	NYP2A-□0□□□
PCIe Card Slot	Configuration	X2 (2 lanes) up to Gen 3		N/A			
	Card height	Standard height cards, 4.20 inches (106.7 mm) *3		N/A			
	Card length	Half length cards, 6.6 inches (167.65 mm)		N/A			
Battery	Model	Non replaceable battery		CJ1W-BAT01	Non replaceable battery		
	Service life	10 years at 40°C *4		5 years at 25°C	10 years at 40°C *4		
Fan unit	Model	No fan unit		NY000-AF00	No fan unit		
	Service life	-		70,000 hours of continuous operation at 40°C with 15% to 65% relative humidity	-		
LED		PWR, ERR, HDD, RUN					

*1. Not all combinations are possible or standard available. Please contact your Omron representative to discuss the possibilities.

*2. Depending on the model one or two drives are supported.

*3. Low profile cards, 2.536 inches (64.4 mm) are not supported.

*4. Battery service life highly depend on circuntance and is in normal operation 20yr longer

Display Specifications

Item		Specifications			
		12.1 Inch models	15.4 Inch models	18.5 Inch models	
Display	Display panel *1	Display device	TFT LCD		
		Screen size	12.1 inches	15.4 inches	18.5 inches
		Surface treatment	Anti glare treatment		
		Surface hardness	Mohs scale: 5 - 6		
		Resolution	1,280 × 800 pixels at 60 Hz (horizontal × vertical)		1,920 × 1,080 pixels at 60 Hz (horizontal × vertical)
		Colors	16,770,000 colors		
		Effective display area	261 × 163 mm (horizontal × vertical)	331 × 207 mm (horizontal × vertical)	409 × 230 mm (horizontal × vertical)
		View angles	Left: 60°, Right: 60°, Top: 60°, Bottom: 60°		Left: 89°, Right: 89°, Top: 89°, Bottom: 89°
		Typical LCD Brightness (initial)	1,500 cd/m ²	400 cd/m ²	500 cd/m ²
		Life	50,000 hours min. *2		
	Brightness adjustment	200 levels *3			
	Touch	Technology	Projected capacitive		
		Touch resolution	Touch accuracy 1.5% (4-5 mm)		
		Multi touch	Up to 5 simultaneous touches		
		Features	Water detection *4, hand palm rejection *5, gloves *6		
		Life	50,000,000 operations min.		
EMC	Correct touchscreen operation is possible within allowable EMC immunity conditions				

*1. There may be some defective pixels in the display. This is not a fault as long as the numbers of defective light and dark pixels fall within the following standard range: light and dark pixels 10 or less. (There must not be 3 consecutive light/dark pixels.)

*2. This is the estimated time before brightness is reduced by half at room temperature and humidity. The life expectancy is drastically shortened if used at high temperatures.

*3. If the brightness is set to very dark, it causes flickering or the screen will be too dark to use.

*4. If water is detected the touch functionality will not be available.

*5. If a palm is detected that specific area is ignored.

*6. The touchscreen can be operated when wearing gloves. Check correct usage of the gloves before using them.

Electrical Specifications

Item	NYP65- □1□□□	NYP13- □1□□□	NYP37- □0□□□	NYP55- □0□□□	NYP65- □0□□□	NYP13- □0□□□	NYP3A- □0□□□
CPU type	Intel® Core™ i5-1145GRE	Intel® Core™ i3-1115GRE	Intel® Core™ i7-1185GRE	Intel® Core™ i5-1145GRE	Intel® Core™ i5-1145GRE	Intel® Core™ i3-1115GRE	Intel® Atom® x6425RE
Rated power supply voltage	24 VDC, non-isolated						
Allowable power supply voltage range	20.4 to 28.8 VDC						
Grounding method	Ground to less than 100 Ω						
Inrush current	At 24 VDC: 12 A / 6 ms max. for cold start at room temperature						
Overvoltage category	JIS B3502 and IEC 61131-2: Category II						
EMC immunity level	IEC 61131-2: Zone B						
RTC accuracy	At ambient temperature of 55°C: -3.5 to +0.5 min error per month At ambient temperature of 25°C: -1.5 to +1.5 min error per month At ambient temperature of 0°C: -3 to +1 min error per month						
Power button life	100,000 operations						
Battery life	5 years at 25°C (for battery CJ1W-BAT01)						
Fan life	-	-	8 years of continuous operation at 40°C	8 years of continuous operation at 40°C	-	-	-
Power consumption *1	-						
Maximum power consumption including drives and expansions	100 W	79 W	122 W 117 W 131 W *2	107 W 102 W 116 W *2	98 W 93 W 107 W *2	77 W 72 W 86 W *2	60 W 55 W 69 W *2
Maximum power consumption excluding drives and expansions	73 W	52 W	102 W 97 W 111 W *2	87 W 82 W 96 W *2	78 W 73 W 87 W *2	57 W 52 W 66 W *2	40 W 35 W 49 W *2
Drives	-						
SSD SLC 32 GB	-						
SSD SLC 64 GB	-						
SSD MLC 128 GB	-						
SSD MLC 500 GB	-						
SSD 3DTLC 128 GB	1 W				-		
SSD 3DTLC 256 GB	1 W				-		
SSD 3DTLC 512 GB	2 W				-		
SSD 3DTLC 1 TB	2 W				-		
CFast MLC 64 GB	-						
CFast MLC 128 GB	-						
CFast MLC 256 GB	-						
CFast 3DTLC 128 GB		-	1 W				
CFast 3DTLC 256 GB		-	1 W				
CFast 3DTLC 512 GB		-	2 W				
Expansions	-						
USB	18 W max. (4 x 900 mA at 5 V)						
PCIe	5 W max.						

Note: Refer to the Industrial Panel PC User's Manual (W555) for details.

*1. The total power consumption is the sum of the power consumption of all items that are installed in your Industrial Box PC.

*2. The upper number is for the 12.1 inch models, the middle number is for the 15.4 inch models, and the lower number is for the 18.5 inch models.

To guarantee S8BA UPS operation in combination with our IPC, the specified combination of UPS and power-supply must be used.

Item	NYP65- □1□□□	NYP13- □1□□□	NYP37- □0□□□	NYP55- □0□□□	NYP65- □0□□□	NYP13- □0□□□	NYP3A- □0□□□
Minimum power requirements	Power supply	120 W					
	UPS	120 W					

Item	NYP35-□1□□□	NYP2C-□1□□□	NYP27-□0□□□	NYP35-□0□□□	NYP2C-□0□□□	NYP2A-□0□□□
CPU type	Intel® Core™ i5-7300U	Intel® Celeron® 3965U	Intel® Core™ i7-7820EQ	Intel® Core™ i5-7300U	Intel® Celeron® 3965U	Intel® Atom® x5-E3940
Rated power supply voltage	24 VDC, non-isolated					
Allowable power supply voltage range	20.4 to 28.8 VDC					
Grounding method	Ground to less than 100 Ω					
Inrush current	At 24 VDC: 12 A / 6 ms max. for cold start at room temperature					
Overvoltage category	Meets IEC 61010-2-201: Category II					
EMC immunity level	IEC 61131-2: Zone B					
RTC accuracy	At ambient temperature of 55°C: -3.5 to +0.5 min error per month At ambient temperature of 25°C: -1.5 to +1.5 min error per month At ambient temperature of 0°C: -3 to +1 min error per month					
Power button life	100,000 operations					
Battery life	10 years at 40°C		5 years at 25°C (for battery CJ1W-BAT01)	10 years at 40°C		
Fan life	-	-	8 years of continuous operation at 40°C	-	-	-
Power consumption *1	-					
Maximum power consumption including drives and expansions	84 W	66 W	116 W 140 W *2	76 W 99 W *2	58 W 80 W *2	57 W 79 W *2
Maximum power consumption excluding drives and expansions	61 W	43 W	101 W 125 W *2	61 W 84 W *2	43 W 65 W *2	42 W 64 W *2
Drives	-					
SSD SLC 32 GB	2 W			-		
SSD SLC 64 GB	2 W			-		
SSD MLC 128 GB	2 W			-		
SSD MLC 500 GB				-		
SSD 3DTLC 128 GB	1 W			-		
SSD 3DTLC 256 GB	1 W			-		
SSD 3DTLC 512 GB	2 W			-		
SSD 3DTLC 1 TB	2 W			-		
CFast MLC 64 GB			1 W			
CFast MLC 128 GB			1 W			
CFast MLC 256 GB			1 W			
CFast 3DTLC 128 GB			1 W			
CFast 3DTLC 256 GB			2 W			
CFast 3DTLC 512 GB			2 W			
Expansions	-					
USB	14 W max. ((2 x 500 mA at 5 V) + (2 x 900 mA at 5 V))					
PCIe	5 W max.		5 W max.	-		

Note: Refer to the *Industrial Panel PC User's Manual (W555)* for detail.

*1. The total power consumption is the sum of the power consumption of all items that are installed in your Industrial Box PC.

*2. The upper number is for the 12.1 and 15.4 inch models, and the lower number is for the 18.5 inch models.

To guarantee S8BA UPS operation in combination with our IPC, the specified combination of UPS and power-supply must be used

Item		NYP27	NYP35 / NYP2C / NYP2A
Minimum power requirements	Power supply	240 W	120 W
	UPS	240 W	120 W

Components and functions

The intent behind our IPC platform is to empower engineers to become unstoppable in developing machines and factories that are better, faster and safer by giving them the freedom and flexibility to explore the opportunities provided by modern IT. In line with Omron's traditional quality standards, the Industrial Panel PC is designed to meet the demands of industrial users for maximum robustness and reliability.

Powerful CPU options

Three powerful CPU options provide high performance for various applications.

Fanless cooling for multiple CPU types

The Industrial Panel PC has passive cooling for multiple CPU types which means no moving parts and less maintenance effort.

Easy access to storage devices and the PCIe Express Card

Adding or changing storage devices (HDD, SSD) and the PCIe Express Card is fast and simple.

LED indicators



DVI-I video interface *1

DisplayPort++ *1

3 1Gbps Ethernet ports

Built-in IO

4 USB ports

Built-in SD Memory Card slot *1

LCD touchscreen

Multi-touch functionality

Up to 5 simultaneous touches are supported for complex functions.

*1. 11th generation CPU: Equipped with DisplayPort++ instead of DVI, but no SD Memory Card slot.

Environmental Specifications

Item		Specifications
Operation environment	Ambient operating temperature *1	0 to 55°C
	Ambient storage temperature *1	-20 to 70°C
	Ambient operating humidity *1	10% to 90% with no condensation
	Ambient storage humidity *1	10% to 90% with no condensation
	Operating atmosphere	No corrosive gases
	Altitude	2,000 m max.
	Noise resistance (during operation)	Conforms to IEC61000-4-4, 2kV (power lines)
	Vibration resistance (during operation)	The vibration resistance depends on the storage device(s): <ul style="list-style-type: none"> For a Panel PC with only SSD storage devices: 5 to 8.4 Hz with 3.5 mm single amplitude and 8.4 to 150 Hz with 9.8 m/s² for 10 times each in X, Y and Z directions. Conforms to IEC 60068-2-6. For a Panel PC with one or more HDD storage devices the Panel PC must be installed in a vibration free environment. *2
	Shock resistance (during operation)	Conforms to IEC 60068-2-27. 147 m/s ² , 3 times in each X, Y and Z directions
	Installation method	Mount on panel
Degree of protection	Front of Monitor: IP65 *3	
Pollution degree	2 or less: Meets IEC 61010-2-201.	
Applicable standards *4		EU Directives: EMC Directive 2014/30/EU (EN 61131-2) and RoHS Directive KC Registration, RCM, cULus

*1. The allowed ambient operating temperature and ambient humidity depend on product type, CPU type, mounting orientation, and storage device type.

*2. A Panel PC with one or more HDD storage devices should not be used in applications subject to vibration.

Examples of applications subject to vibration:

- AGV (Automated Guided Vehicles)
- Rail vehicle
- Stacker crane
- Elevator
- Tableting machine
- Connector pin assembling machine
- Bending machine

Ensure your Panel PC with HDD does not vibrate. When in doubt use a Panel PC with SSD storage devices.

*3. The Panel PC may not operate properly in locations subjected to oil splashes for extended periods of time.

*4. Refer to the OMRON website (www.ia.omron.com) or contact your OMRON representative for the most recent applicable standards for each model.

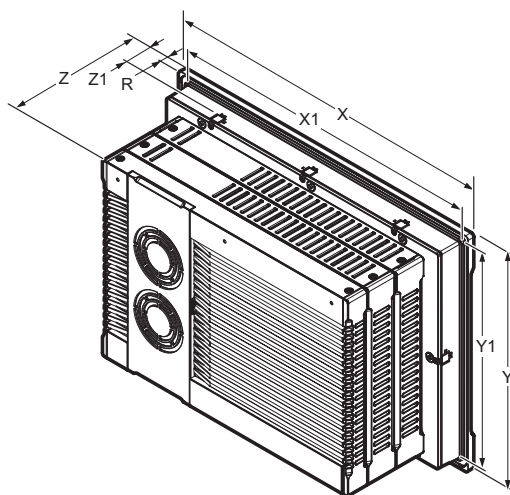
Storage Device Specifications

Item	Specifications											
Model	NY000-AS00	NY000-AS01	NY000-AS03	NY000-AS04	NY000-AS05	NY000-AS07	NY000-AS08	NY000-AS09	NY000-AS10	NY000-AS11	NY000-AS12	NY000-AS13
Capacity	32 GB	64 GB	64 GB	128 GB	500 GB	1 TB	256 GB	128 GB	256 GB	512 GB	1 TB	2 TB
Type	SSD (SLC)		SSD (SLC)	SSD (MLC)	SSD (MLC)	SSD (3DTLC)	SSD (MLC)	SSD (3DTLC)	SSD (3DTLC)	SSD (3DTLC)	SSD (3DTLC)	SSD (3DTLC)
S.M.A.R.T. support	Yes											
Rotation speed	-	-	-	-	-	-	-	-	-	-	-	-
Interface	Serial ATA 3.1											
Sustained standard read speed	Up to 160 MB/s	Up to 160 MB/s	Up to 500 MB/s	Up to 530 MB/s	Up to 415 MB/s	Up to 550 MB/s	Up to 530 MB/s	Up to 550 MB/s	Up to 550 MB/s	Up to 550 MB/s	Up to 550 MB/s	Up to 550 MB/s
Sustained standard write speed	Up to 145 MB/s	Up to 150 MB/s	Up to 370 MB/s	Up to 190 MB/s	Up to 200 MB/s	Up to 340 MB/s	Up to 210 MB/s	Up to 450 MB/s	Up to 485 MB/s	Up to 500 MB/s	Up to 510 MB/s	Up to 510 MB/s
Operating temperature	0 to 70°C											
Operating humidity	10% to 95% (with no condensation)		10% to 85% (with no condensation)	10% to 95% (with no condensation)				5% to 90% (with no condensation)				
Storage temperature	-40 to 100°C		-45 to 90°C	-55 to 95°C				-40 to 85°C				
Storage humidity	10% to 95% (with no condensation)							5% to 93% (with no condensation)				
Life	1,500 TB written	3,000 TB written	1900 TB written	208 TB written	154 TB written	1000 TB written	416 TB written	90 TB written	230 TB written	550 TB written	1200 TB written	3000 TB written

Item	Specifications											
Model	NY000-AT00		NY000-AT01		NY000-AT02		NY000-AT05		NY000-AT06		NY000-AT07	
Capacity	64 GB		128 GB		256 GB		128 GB		256 GB		512 GB	
Type	CFast (MLC)		CFast (MLC)		CFast (MLC)		CFast (3DTLC)		CFast (3DTLC)		CFast (3DTLC)	
S.M.A.R.T. support	Yes											
Rotation speed	-		-		-		-		-		-	
Interface	Serial ATA 3.1											
Sustained standard read speed	Up to 530 MB/s		Up to 530 MB/s		Up to 530 MB/s		Up to 550 MB/s		Up to 550 MB/s		Up to 550 MB/s	
Sustained standard write speed	Up to 100 MB/s		Up to 190 MB/s		Up to 210 MB/s		Up to 450 MB/s		Up to 485 MB/s		Up to 500 MB/s	
Operating temperature	-40 to 85°C											
Operating humidity	10% to 95% (with no condensation)						5% to 90% (with no condensation)					
Storage temperature	-55 to 95°C						-40 to 85°C					
Storage humidity	10% to 95% (with no condensation)						5% to 90% (with no condensation)					
Life	125 TB written		208 TB written		417 TB written		90 TB written		230 TB written		550 TB written	

Note: Orders for NY000-AS02 are no longer accepted, as of November 30, 2018. Orders for NY000-AH00/-AH01/-AH02 will be accepted until the end of December 2025.

Dimensions



Item	Panel		
	12.1 Inch		
	NYP35-□1□□□ NYP2C-□1□□□	NYP27-□0□□□ NYP37-□0□□□ NYP55-□0□□□	NYP35-□0□□□ NYP2C-□0□□□ NYP2A-□0□□□ NYP65-□0□□□ NYP13-□0□□□ NYP3A-□0□□□
Panel preparation dimensions	Cutout Width X1 = 314 ^{-0 +1} mm Cutout Height Y1 = 216 ^{-0 +1} mm		
Panel thickness range *	Panel thickness range Z1 = 1.6 to 6.0 mm		
Dimensions	Width X = 332 mm Height Y = 234 mm Depth Z = 105 mm	Width X = 332 mm Height Y = 234 mm Depth Z = 88 mm	Width X = 332 mm Height Y = 234 mm Depth Z = 73 mm
Monitor thickness in front of panel	Rim thickness R = 8.0 mm		
Weight	5.6 kg	5.1 kg	4.7 kg

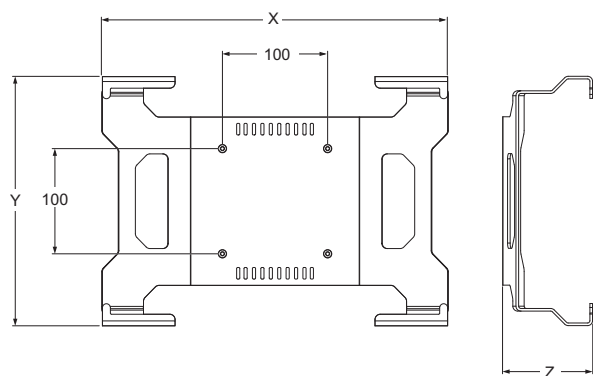
Item	Panel		
	15.4 Inch		
	NYP35-□1□□□ NYP2C-□1□□□ NYP65-□1□□□ NYP13-□1□□□	NYP27-□0□□□ NYP37-□0□□□ NYP55-□0□□□	NYP35-□0□□□ NYP2C-□0□□□ NYP2A-□0□□□ NYP65-□0□□□ NYP13-□0□□□ NYP3A-□0□□□
Panel preparation dimensions	Cutout Width X1 = 383 ^{-0 +1} mm Cutout Height Y1 = 259 ^{-0 +1} mm		
Panel thickness range *	Panel thickness range Z1 = 1.6 to 6.0 mm		
Dimensions	Width X = 401 mm Height Y = 277 mm Depth Z = 105 mm	Width X = 401 mm Height Y = 277 mm Depth Z = 88 mm	Width X = 401 mm Height Y = 277 mm Depth Z = 73 mm
Monitor thickness in front of panel	Rim thickness R = 8.0 mm		
Weight	6.6 kg	6.0 kg	5.6 kg

Item	Panel	
	18.5 Inch	
	NYP27-□0□□□ NYP37-□0□□□ NYP55-□0□□□	NYP35-□0□□□ NYP2C-□0□□□ NYP2A-□0□□□ NYP65-□0□□□ NYP13-□0□□□ NYP3A-□0□□□
Panel preparation dimensions	Cutout Width X1 = 463 ^{-0 +1} mm Cutout Height Y1 = 285 ^{-0 +1} mm	
Panel thickness range *	Panel thickness range Z1 = 1.6 to 6.0 mm	
Dimensions	Width X = 482 mm Height Y = 304 mm Depth Z = 88 mm	Width X = 482 mm Height Y = 304 mm Depth Z = 73 mm
Monitor thickness in front of panel	Rim thickness R = 8.0 mm	
Weight	7.0 kg	6.6 kg

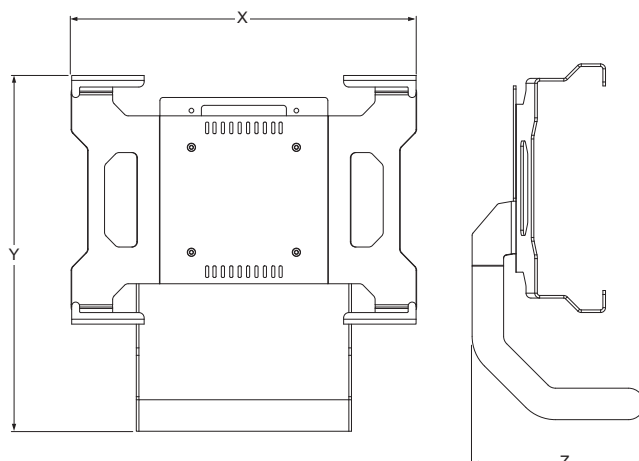
* The minimum panel thickness depends on the panel material.

Bracket Specifications

Without handle



With handle NY000-AB12



Model	Bracket type	Bracket ID	Without handle			With handle NY000-AB12		
			Bracket width X	Bracket height Y	Bracket depth Z	Bracket width X	Bracket height Y	Bracket depth Z
NYP35-□0□□□-12WC NYP2C-□0□□□-12WC NYP2A-□0□□□-12WC NYP65-□0□□□-12WC NYP13-□0□□□-12WC NYP3A-□0□□□-12WC	Vesa mount	NY000-AB06	328 mm	237 mm	86 mm	328 mm	339 mm	164 mm
NYP35-□0□□□-15WC NYP2C-□0□□□-15WC NYP2A-□0□□□-15WC NYP65-□0□□□-15WC NYP13-□0□□□-15WC NYP3A-□0□□□-15WC	Vesa mount	NY000-AB07	397 mm	280 mm	86 mm	397 mm	381 mm	164 mm
NYP35-□0□□□-19WC NYP2C-□0□□□-19WC NYP2A-□0□□□-19WC NYP65-□0□□□-19WC NYP13-□0□□□-19WC NYP3A-□0□□□-19WC	Vesa mount	NY000-AB08	478 mm	306 mm	83 mm	478 mm	409 mm	164 mm
NYP35-□1□□□-12WC NYP2C-□1□□□-12WC NYP27-□0□□□-12WC NYP37-□0□□□-12WC NYP55-□0□□□-12WC	Vesa mount	NY000-AB09	328 mm	237 mm	118 mm	328 mm	339 mm	164 mm
NYP35-□1□□□-15WC NYP2C-□1□□□-15WC NYP27-□0□□□-15WC NYP65-□1□□□-15WC NYP13-□1□□□-15WC NYP37-□0□□□-15WC NYP55-□0□□□-15WC	Vesa mount	NY000-AB10	397 mm	280 mm	118 mm	397 mm	381 mm	164 mm
NYP27-□0□□□-19WC NYP37-□0□□□-19WC NYP55-□0□□□-19WC	Vesa mount	NY000-AB11	478 mm	306 mm	98 mm	478 mm	409 mm	164 mm

Recommended Related Products



Industrial Box PC NY-series

The Industrial Box PC is designed to meet the specific needs of the industrial environment. Design simplification and future-proof architecture minimize the risk of failure.



Industrial Monitor NY-series

The Industrial Monitor is of key importance at the interface between operator and system. The Industrial Monitor is efficient, effective and highly visible with an attractive design.



UPS S8BA-series

The OMRON S8BA UPS protects the Industrial PC from power failures, voltage variations and instantaneous voltage drops.

Related Manuals

The following manuals are related. Use these manuals for reference.

Manual name	Cat. No.	Model numbers	Application	Description
Industrial Box PC User's Manual	W553	NYB1E-□1□□□ NYB27-□□□□□ NYB35-□□□□□ NYB2C-□□□□□ NYB2A-□0□□□ NYB2E-□1□□□ NYB37-□□□□□ NYB55-□□□□□ NYB65-□□□□□ NYB13-□□□□□ NYB3A-□0□□□	Learning all basic information about the Industrial Box PC. This includes introductory information with features, hardware overview, software overview, specifications, mounting, wiring, connecting, operating and maintaining the Industrial Box PC.	An introduction to the Industrial Box PC is provided along with the following information: <ul style="list-style-type: none"> • Overview • Hardware • Software • Specifications • Installation • Operating Procedures • Maintenance
Industrial Monitor User's Manual	W554	NYM19W-C1□□□ NYM15W-C10□□ NYM12W-C10□□	Learning all basic information about the Industrial Monitor. This includes introductory information with features, hardware overview, specifications, mounting, wiring, connecting, operating and maintaining the Industrial Monitor.	An introduction to the Industrial Monitor is provided along with the following information: <ul style="list-style-type: none"> • Overview • Hardware • Software • Specifications • Installation • Operating Procedures • Maintenance
Industrial Panel PC User's Manual	W555	NYP27-□□□□□ NYP35-□□□□□ NYP2C-□□□□□ NYP65-□□□□□ NYP13-□□□□□ NYP3A-□□□□□ NYP2A-□□□□□ NYP37-□□□□□ NYP55-□□□□□	Learning all basic information about the Industrial Panel PC. This includes introductory information with features, hardware overview, software overview, specifications, mounting, wiring, connecting, operating and maintaining the Industrial Panel PC.	An introduction to the Industrial Panel PC is provided along with the following information: <ul style="list-style-type: none"> • Overview • Hardware • Software • Specifications • Installation • Operating Procedures • Maintenance
UPS S8BA User's Manual	U702	S8BA	Learning the information that is necessary to use the Uninterruptible Power Supply (UPS) Unit.	An introduction to the UPS is provided along with the following information: <ul style="list-style-type: none"> • Overview • Preparation • Installation and Connection • Check and Start Operation • Maintenance and Inspection • Shutdown Processing • I/O Signal Functions • Troubleshooting
NY-series Operating Systems and Software Utilities Manual	W616	NYB□□-□□0 NYB□□-□□1 NYB□□-□□2 NYB□□-□□3 NYB□□-□□4 NYB□□-□□5 NYB□□-□□6 NYP□□-□□0 NYP□□-□□1 NYP□□-□□2 NYP□□-□□3 NYP□□-□□4 NYP□□-□□5 NYP□□-□□6	Learning all software related information about the Industrial Box PC. This includes introductory information, installation, operating procedures and maintenance. Mainly software information is provided.	An introduction to the Box PC is provided along with the following information: <ul style="list-style-type: none"> • Overview • Software • Specifications • Installation • Operating Procedures • Maintenance

Terms and Conditions Agreement

Read and understand this catalog.

Please read and understand this catalog before purchasing the products. Please consult your OMRON representative if you have any questions or comments.

Warranties.

(a) Exclusive Warranty. Omron's exclusive warranty is that the Products will be free from defects in materials and workmanship for a period of twelve months from the date of sale by Omron (or such other period expressed in writing by Omron). Omron disclaims all other warranties, express or implied.

(b) Limitations. OMRON MAKES NO WARRANTY OR REPRESENTATION, EXPRESS OR IMPLIED, ABOUT NON-INFRINGEMENT, MERCHANTABILITY OR FITNESS FOR A PARTICULAR PURPOSE OF THE PRODUCTS. BUYER ACKNOWLEDGES THAT IT ALONE HAS DETERMINED THAT THE PRODUCTS WILL SUITABLY MEET THE REQUIREMENTS OF THEIR INTENDED USE.

Omron further disclaims all warranties and responsibility of any type for claims or expenses based on infringement by the Products or otherwise of any intellectual property right. (c) Buyer Remedy. Omron's sole obligation hereunder shall be, at Omron's election, to (i) replace (in the form originally shipped with Buyer responsible for labor charges for removal or replacement thereof) the non-complying Product, (ii) repair the non-complying Product, or (iii) repay or credit Buyer an amount equal to the purchase price of the non-complying Product; provided that in no event shall Omron be responsible for warranty, repair, indemnity or any other claims or expenses regarding the Products unless Omron's analysis confirms that the Products were properly handled, stored, installed and maintained and not subject to contamination, abuse, misuse or inappropriate modification. Return of any Products by Buyer must be approved in writing by Omron before shipment. Omron Companies shall not be liable for the suitability or unsuitability or the results from the use of Products in combination with any electrical or electronic components, circuits, system assemblies or any other materials or substances or environments. Any advice, recommendations or information given orally or in writing, are not to be construed as an amendment or addition to the above warranty.

See <http://www.omron.com/global/> or contact your Omron representative for published information.

Limitation on Liability; Etc.

OMRON COMPANIES SHALL NOT BE LIABLE FOR SPECIAL, INDIRECT, INCIDENTAL, OR CONSEQUENTIAL DAMAGES, LOSS OF PROFITS OR PRODUCTION OR COMMERCIAL LOSS IN ANY WAY CONNECTED WITH THE PRODUCTS, WHETHER SUCH CLAIM IS BASED IN CONTRACT, WARRANTY, NEGLIGENCE OR STRICT LIABILITY.

Further, in no event shall liability of Omron Companies exceed the individual price of the Product on which liability is asserted.

Suitability of Use.

Omron Companies shall not be responsible for conformity with any standards, codes or regulations which apply to the combination of the Product in the Buyer's application or use of the Product. At Buyer's request, Omron will provide applicable third party certification documents identifying ratings and limitations of use which apply to the Product. This information by itself is not sufficient for a complete determination of the suitability of the Product in combination with the end product, machine, system, or other application or use. Buyer shall be solely responsible for determining appropriateness of the particular Product with respect to Buyer's application, product or system. Buyer shall take application responsibility in all cases.

NEVER USE THE PRODUCT FOR AN APPLICATION INVOLVING SERIOUS RISK TO LIFE OR PROPERTY OR IN LARGE QUANTITIES WITHOUT ENSURING THAT THE SYSTEM AS A WHOLE HAS BEEN DESIGNED TO ADDRESS THE RISKS, AND THAT THE OMRON PRODUCT(S) IS PROPERLY RATED AND INSTALLED FOR THE INTENDED USE WITHIN THE OVERALL EQUIPMENT OR SYSTEM.

Programmable Products.

Omron Companies shall not be responsible for the user's programming of a programmable Product, or any consequence thereof.

Performance Data.

Data presented in Omron Company websites, catalogs and other materials is provided as a guide for the user in determining suitability and does not constitute a warranty. It may represent the result of Omron's test conditions, and the user must correlate it to actual application requirements. Actual performance is subject to the Omron's Warranty and Limitations of Liability.

Change in Specifications.

Product specifications and accessories may be changed at any time based on improvements and other reasons. It is our practice to change part numbers when published ratings or features are changed, or when significant construction changes are made. However, some specifications of the Product may be changed without any notice. When in doubt, special part numbers may be assigned to fix or establish key specifications for your application. Please consult with your Omron's representative at any time to confirm actual specifications of purchased Product.

Errors and Omissions.

Information presented by Omron Companies has been checked and is believed to be accurate; however, no responsibility is assumed for clerical, typographical or proofreading errors or omissions.