

Sysmac Library for NJ/NX/NY Controller

SYSMAC-XR006

Vibration Suppression Library



✓ Increase material handling speed to reduce production cycle time.

- Issue 1** When handling speed is increased, the machine and objects vibrates and vibration settling time is required.
- Issue 2** Slides or spilling that occur during material handling result in poor product quality.

Vibration Suppression Library offers solution!

Function Blocks in this library suppress vibration after and during high-speed material handling, significantly reducing production cycle time.



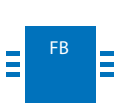
Vibration Suppression Function Block Selection

Challenge Suppress vibration.

Solution The vibration of the specified resonance frequency is reduced.



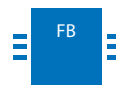
■ Choosing vibration suppression over travel time



Multiple Frequency VS Filter 1 (MultiVSFilter1)

Vibration can be reduced by specifying up to five resonance frequencies.

■ Balancing vibration suppression with travel time



Resonance Frequency Specific Vibration Suppression Parameter Calculation 1 (VSMoveParam1)

Vibration can be reduced by specifying a resonance frequency. (Patent pending)

Challenge Suppress slides and spilling.

Solution The vibration is reduced by smooth movement.




■ Specifying travel time



Time Specific Vibration Suppression Profile 1 (VSConstTimeProfile1)

The position profile for smooth acceleration and deceleration is calculated according to the specified parameters.

■ Specifying distance and velocity in constant velocity zone



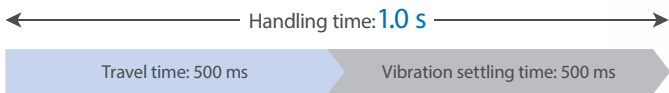
Constant Velocity Specific VS Profile 1 (VSConstVelProfile1)

The position profile for smooth acceleration and deceleration is calculated according to the specified parameters.

Applications

Semiconductor chip handler

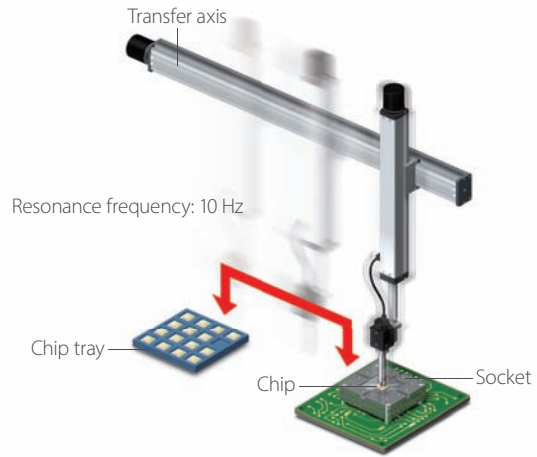
Issue The chip handler needs to wait over the socket until the vibration stops.



Solution Function Blocks in the Vibration Suppression Library shorten handling time.



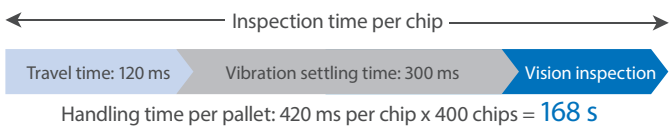
▶▶ Shorten handling time to 1/5



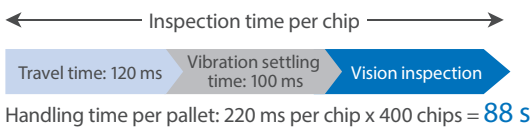
Application The XZ axis handler transfers a chip from a chip tray to a socket.

Semiconductor inspection machine

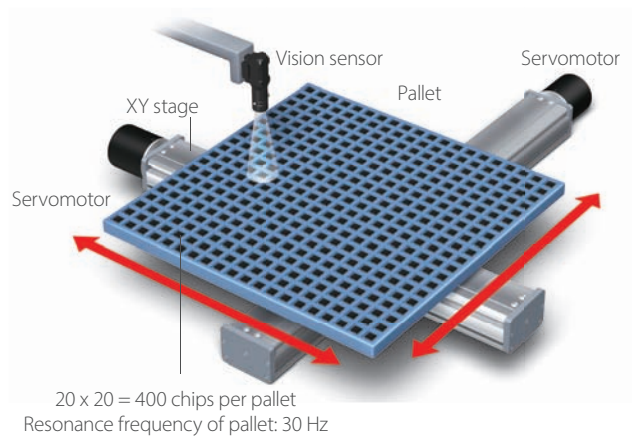
Issue The vision sensor cannot inspect a chip until the vibration stops after a pallet is moved.



Solution Function Blocks in the Vibration Suppression Library shorten vibration settling time.



▶▶ Shorten inspection time by 80 seconds

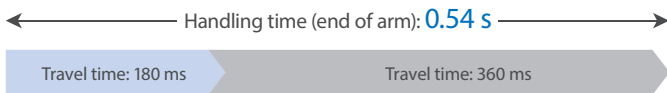


Application The XY stage moves a pallet so that the vision sensor can inspect chips one by one.

Semiconductor die bonder

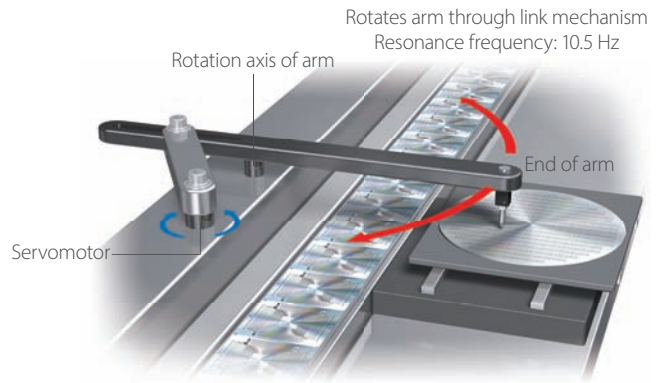
➤➤ Shorten handling time to half

Issue The arm cannot bond a chip until the vibration stops.



Solution Function Blocks in the Vibration Suppression Library shorten vibration settling time.

Handling time (end of arm): **0.21 s**



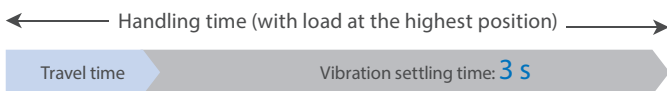
Application The arm with a link mechanism bonds a chip to a frame or substrate.

FPD stacker crane

➤➤ Shorten handling time by 2.6 seconds

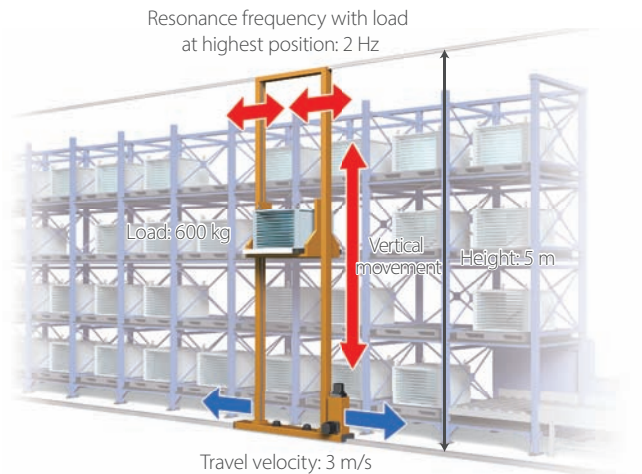
Issue

- The crane cannot load or unload a cassette until the horizontal vibration stops.
- Resonance frequency varies depending on the height position of a cassette.



Solution Function Blocks in the Vibration Suppression Library shorten vibration settling time.

Handling time (with load at the highest position)



Application The stacker crane loads and unloads a glass substrate cassette onto and from a shelf.

Liquid filling and packaging machine

Issue The travel speed is limited to avoid splashing liquid onto the sealing part of a pouch.

Travel time: **1.2 s**

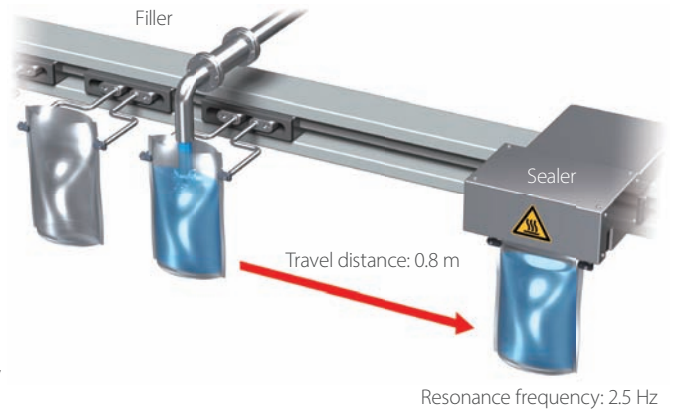
Shorter travel time causes sloshing of liquid in a pouch, resulting in sealing failure due to its wet sealing part.



Solution Function Blocks in the Vibration Suppression Library shorten travel time without sealing failure.

Travel time: **1.0 s**

➤➤ Shorten handling time by 0.2 seconds



Application The machine fills a pouch with liquid and transfers it to the sealer to heat seal it.

System configuration



Programs created by combining Function Blocks in Vibration Suppression Library and motion control instructions are used to suppress vibrations.

Compatible Models

Name	Model	Version
Machine Automation Controller NJ/NX CPU Unit	NX701-1□□□/NJ101-1□□□	Version 1.10 or later
	NJ501-□□□□/NJ301-□□□□	Version 1.10 or later
	NX1P2-□□□□□□(1)	Version 1.13 or later
	NX102-□□□□	Version 1.30 or later
	NX502□□□□	Version 1.60 or later
Industrial PC Platform NY IPC Machine Controller	NY5□□-1	Version 1.12 or later
	NY5□□-5	Version 1.18 or later
Automation Software Sysmac Studio	SYSMAC-SE2□□□	Version 1.14 or higher
G5 Servo Drive	R88D-KN□□□-ECT	Version 2.10 or later
1S Servo Drive	R88D-1S(A)N□□□-ECT	Version 1.0 or later
	R88D-1SN□□□-ECT-51	Version 2.0 or later

Function Block (FB)/Function (FUN) Specifications

Name	FB/FUN name	Description
Multiple Frequency VS Filter 1	MultiVSFilter1	Creates, from the command position of the axis, the command position that can suppress up to five vibrations that occur on the equipment.
Time Specific Positioning Parameter Calculation 1	TimeToMoveParam1	Calculates parameters needed for creating the command pattern that can reach the target position in the specified time when positioning is performed using MultiVSFilter1.
Resonance Frequency Specific Vibration Suppression Parameter Calculation 1	VSMoveParam1	Calculates the S-curve (i.e., velocity, acceleration, and jerk) parameters for suppressing the vibration that occurs during single axis positioning. High-speed travel is achieved by suppressing vibration of the specified resonance frequency.
Constant Velocity Specific VS Profile 1	VSConstVelProfile1	Calculates the position profile with the specified velocity in constant velocity zone. Calculates a smooth position profile for each of the acceleration and deceleration distances, so that residual vibration at the stopping position can be reduced and the vibration during constant velocity motion can also be suppressed.
Time Specific Vibration Suppression Profile 1	VSConstTimeProfile1	Calculates the position profile for the high level S-curve with a specified travel time. Positioning can be made in smooth velocity and acceleration/deceleration from the start to end points.

Sysmac is a trademark or registered trademark of OMRON Corporation in Japan and other countries for OMRON factory automation products. EtherCAT® is registered trademark and patented technology, licensed by Beckhoff Automation GmbH, Germany. Other company names and product names in this document are the trademarks or registered trademarks of their respective companies. The effects of reduction in time in this document are based on the comparison with the customers' existing equipment and for reference only. Omron does not warrant that the content of this document does not infringe any third-party intellectual property rights.

Note: Do not use this document to operate the Unit.

OMRON Corporation Industrial Automation Company

Kyoto, JAPAN

Contact : www.ia.omron.com

Regional Headquarters

OMRON EUROPE B.V.

Wegalaan 67-69, 2132 JD Hoofddorp
The Netherlands
Tel: (31) 2356-81-300 Fax: (31) 2356-81-388

OMRON ELECTRONICS LLC

2895 Greenspoint Parkway, Suite 200
Hoffman Estates, IL 60169 U.S.A.
Tel: (1) 847-843-7900 Fax: (1) 847-843-7787

OMRON ASIA PACIFIC PTE. LTD.

438B Alexandra Road, #08-01/02 Alexandra
Technopark, Singapore 119968
Tel: (65) 6835-3011 Fax: (65) 6835-3011

OMRON (CHINA) CO., LTD.

Room 2211, Bank of China Tower,
200 Yin Cheng Zhong Road,
PuDong New Area, Shanghai, 200120, China
Tel: (86) 21-6023-0333 Fax: (86) 21-5037-2388

Authorized Distributor:

©OMRON Corporation 2015-2026 All Rights Reserved.
In the interest of product improvement,
specifications are subject to change without notice.

CSM_2_5

Cat. No. P099-E1-05 0326(1115)